

# Samuels Public Library

## Comparison Information

October 28<sup>th</sup>, 2024



1

*Samuels Public Library brings people, information, and ideas together to enrich lives and build community.*

The income and expenditures in this presentation are taken primarily from the statewide annual report numbers, known as Bibliostat, provided by the Library of Virginia – additional information was gathered through phone conversations and emails with other Library Directors

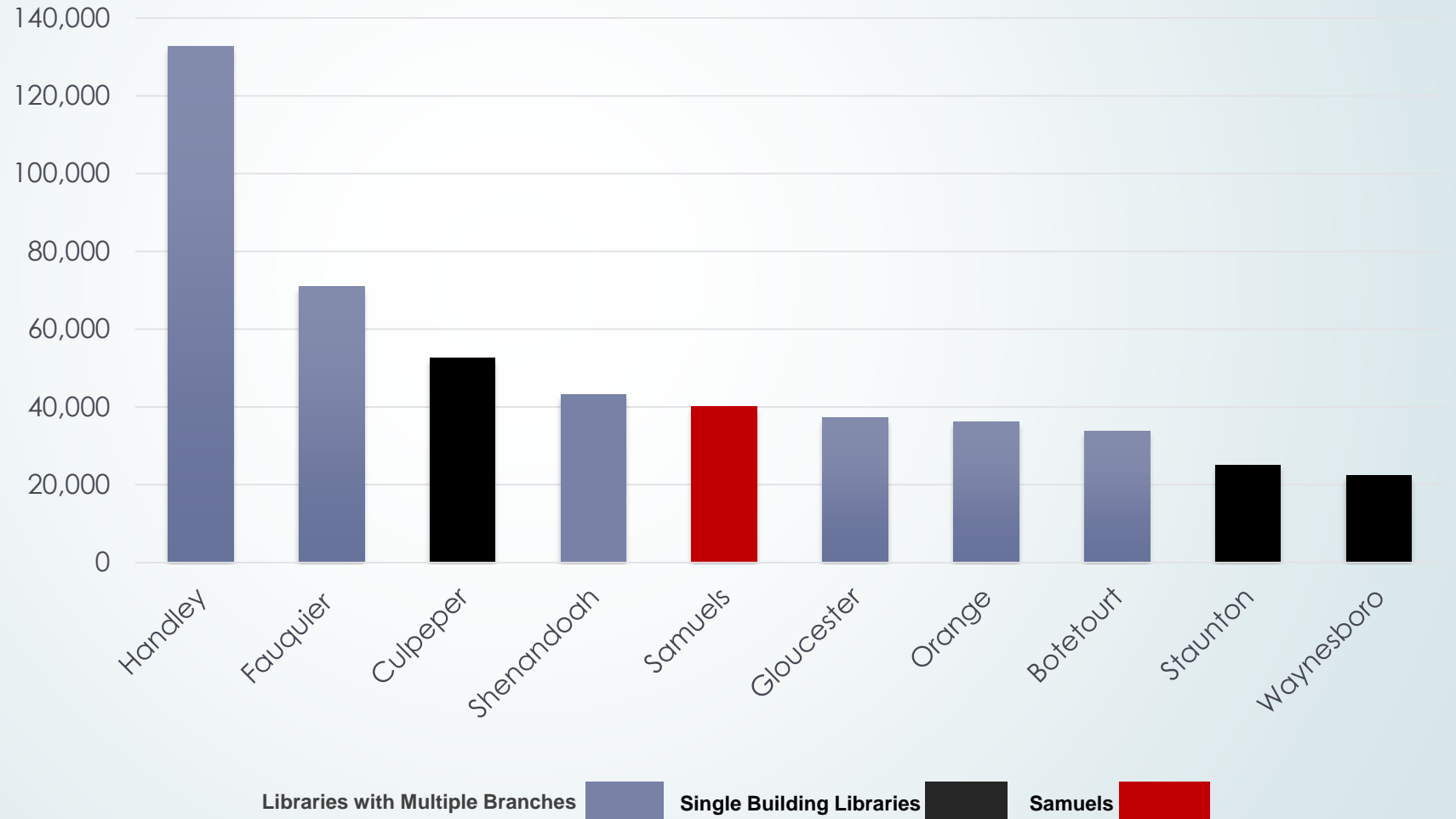
- ▶ Everywhere in this presentation we provided a fair and accurate comparison with the other libraries chosen for this study.
- ▶ FY24 Bibliostat survey is currently underway, current available data is from FY23 and earlier.
- ▶ Most of the county libraries do not include all expenditures in their Bibliostat report – many of their expenditures are reflected in their county’s financial reports. All of the expenditures for Samuels Library are included in the Bibliostat report.
- ▶ Only four of these ten libraries chosen are in one building. Two have a bookmobile, and six are multi-branch libraries.
- ▶ This makes comparing these libraries challenging. Many of the smaller branches have a locality responsible for their building upkeep... except for the computer networking, book collections, and the processing of materials, along with some centralized personnel those costs fall back on the locality. In some instances we were unable to compare ‘apples to apples’, but attempted to provide the best information possible
- ▶ Two of these libraries are not county libraries, but get most of their funding through their local government or funding authorities; Samuels Library (501c3 not-for-profit) and Handley Library (Special Purpose Government Entity).

# FY2023 Comparison Libraries

| <u>Library</u> | <u># Library Facilities</u> | <u>Bookmobile</u> |
|----------------|-----------------------------|-------------------|
| Botetourt      | 4                           |                   |
| Culpeper       | 1                           |                   |
| Fauquier       | 3                           |                   |
| Gloucester     | 2                           | 1                 |
| Handley        | 3                           |                   |
| Orange         | 3                           |                   |
| Samuels        | 1                           |                   |
| Shenandoah     | 6                           |                   |
| Staunton       | 1                           |                   |
| Waynesboro     | 1                           | 1                 |

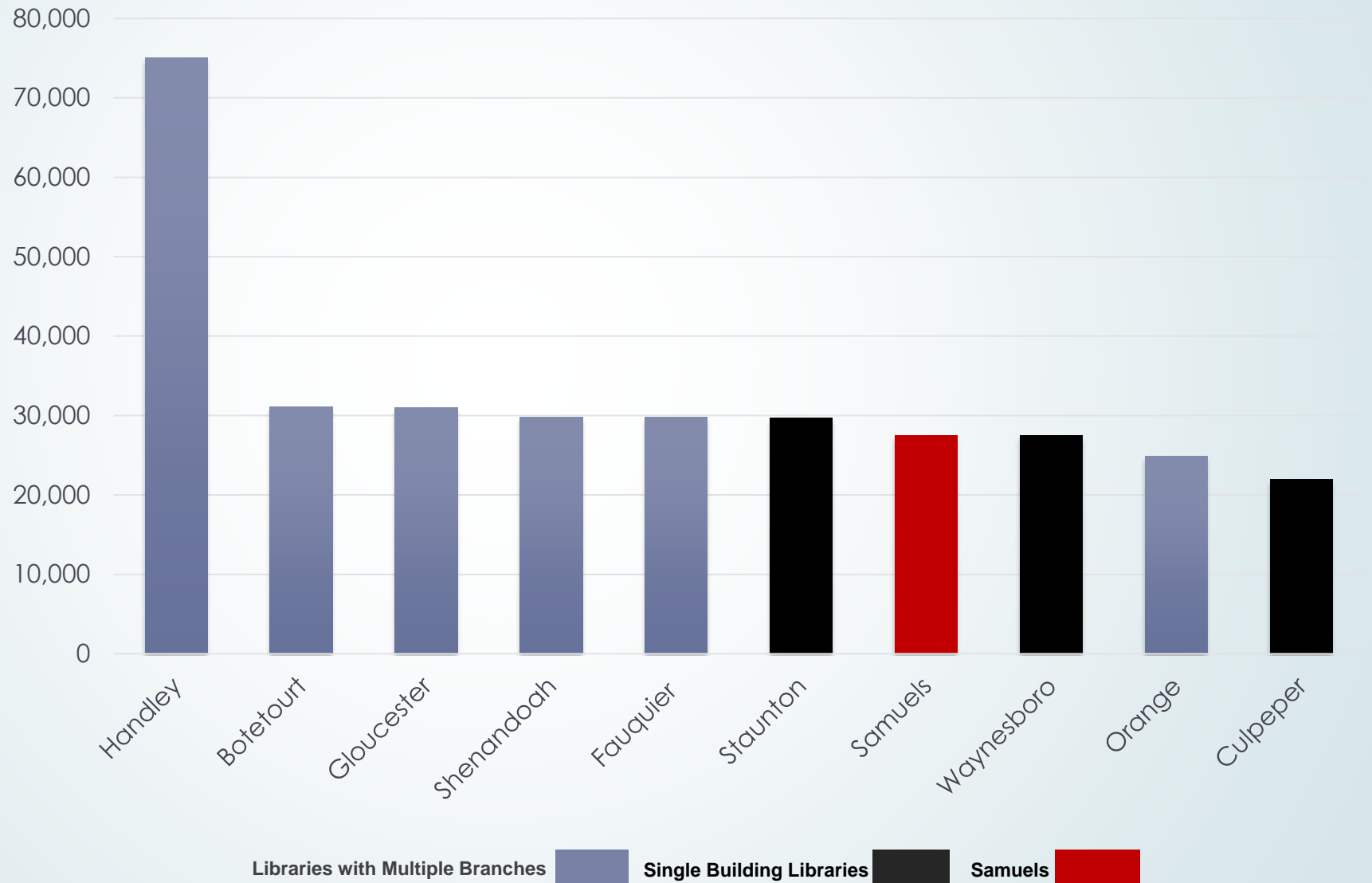
# County Populations FY2023

| County     | Population |
|------------|------------|
| Handley    | 132,622    |
| Fauquier   | 70,996     |
| Culpeper   | 52,494     |
| Shenandoah | 43,166     |
| Samuels    | 40,202     |
| Gloucester | 37,175     |
| Orange     | 36,286     |
| Botetourt  | 33,684     |
| Staunton   | 25,110     |
| Waynesboro | 22,462     |



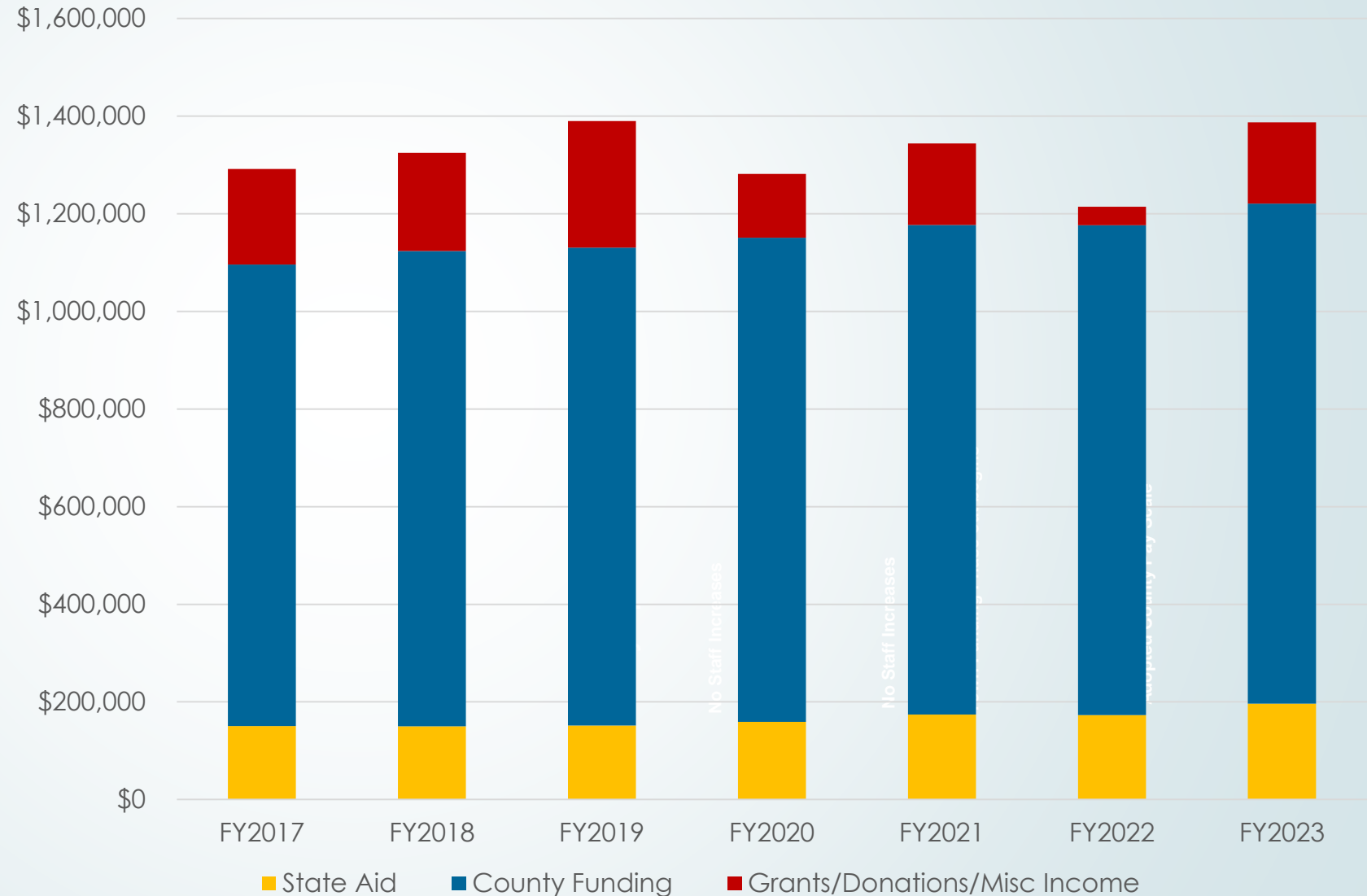
# Square Footage Comparison FY2023

| County     | Square Footage |
|------------|----------------|
| Handley    | 75,000         |
| Botetourt  | 31,100         |
| Gloucester | 31,000         |
| Shenandoah | 29,828         |
| Fauquier   | 29,800         |
| Staunton   | 29,700         |
| Samuels    | 27,500         |
| Waynesboro | 27,500         |
| Orange     | 24,898         |
| Culpeper   | 22,000         |



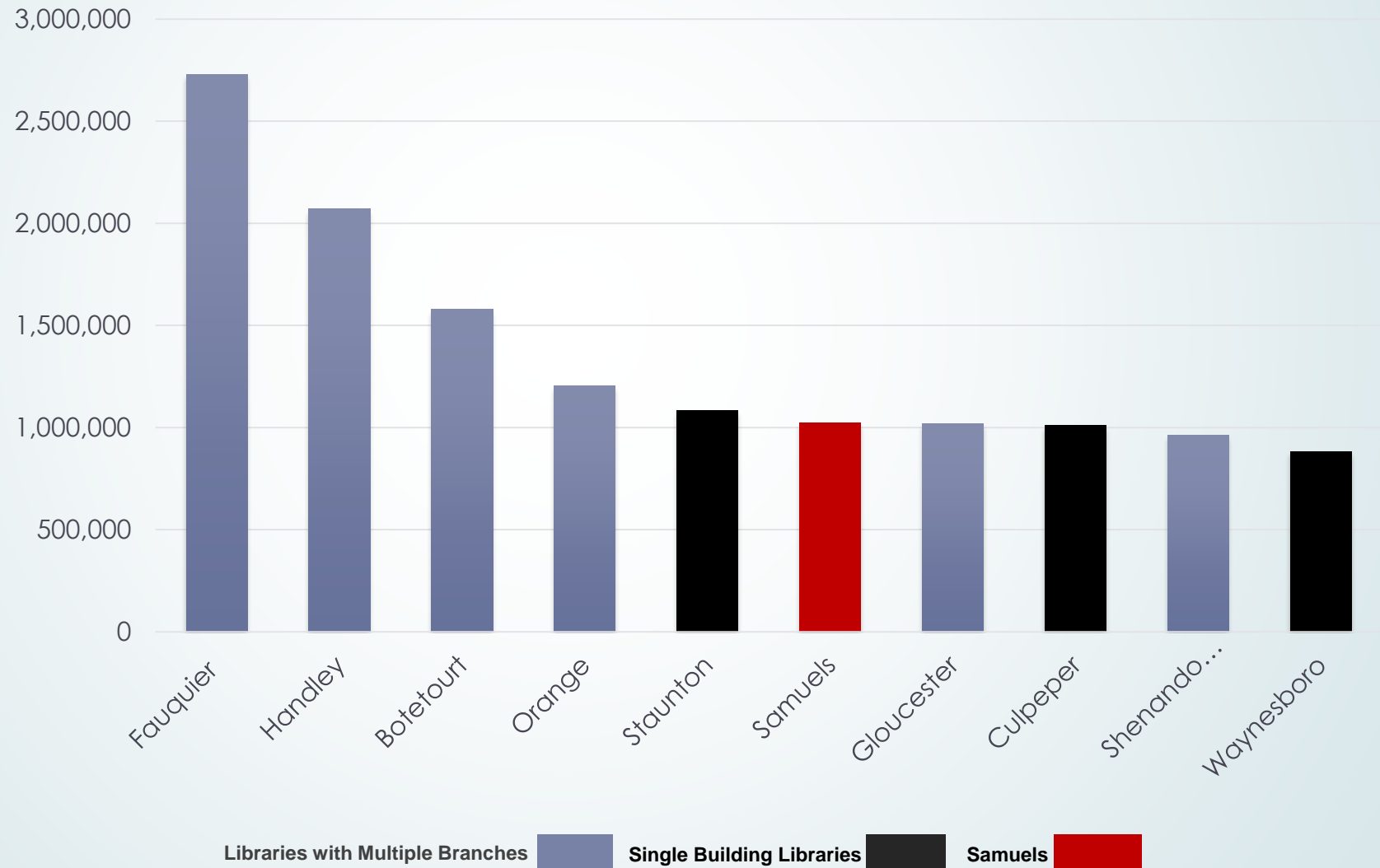
# Samuels Library: Warren County, State Funding, Grants/Donations/Misc Income

| <b>Fiscal Year</b> | <b>State Aid</b> | <b>County Funding</b> | <b>Grants/<br/>Donations/<br/>Misc Income</b> |
|--------------------|------------------|-----------------------|---|
| FY2017             | \$150,664        | \$945,322             | \$195,530                                     |
| FY2018             | \$149,834        | \$973,682             | \$201,025                                     |
| FY2019             | \$151,560        | \$979,134             | \$259,200                                     |
| FY2020             | \$158,945        | \$991,758             | \$130,649                                     |
| FY2021             | \$173,952        | \$1,003,087           | \$166,713                                     |
| FY2022             | \$173,220        | \$1,003,100           | \$38,279                                      |
| FY2023             | \$196,513        | \$1,024,000           | \$166,857                                     |



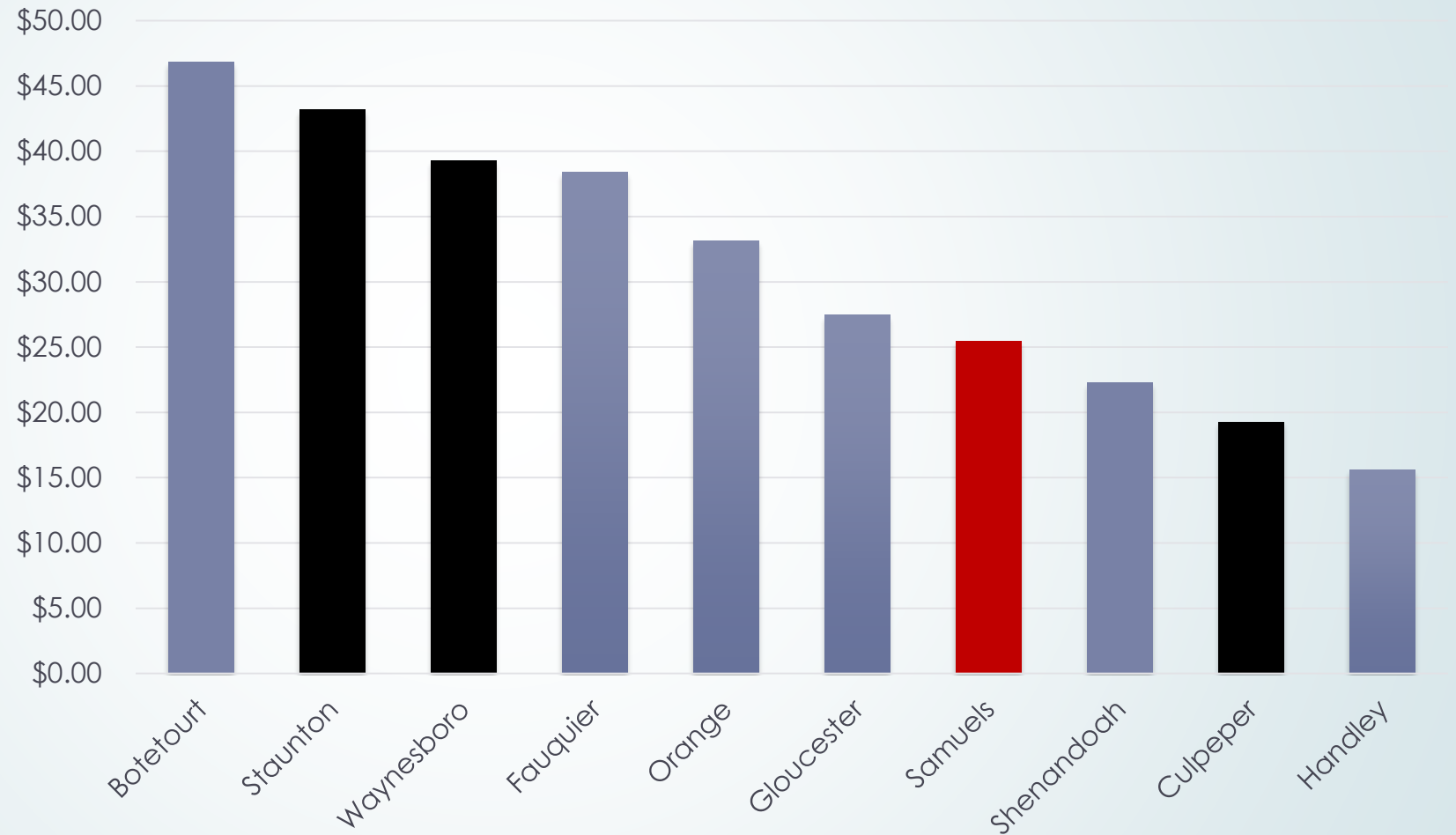
# Local Government Funding FY2023

| County     | Local Government Funding |
|------------|--------------------------|
| Fauquier   | 2,728,564                |
| Handley    | 2,088,895                |
| Botetourt  | 1,577,884                |
| Orange     | 1,202,901                |
| Staunton   | 1,084,673                |
| Samuels    | 1,024,000                |
| Gloucester | 1,020,606                |
| Culpeper   | 1,012,766                |
| Shenandoah | 962,268                  |
| Waynesboro | 882,409                  |



# Local Government Funding per Capita FY2023


|               | <u>Local</u>       |
|---------------|--------------------|
| <u>County</u> | <u>Funding per</u> |
|               | <u>Capita</u>      |
| Botetourt     | \$46.84            |
| Staunton      | \$43.20            |
| Waynesboro    | \$39.28            |
| Fauquier      | \$38.43            |
| Orange        | \$33.15            |
| Gloucester    | \$27.45            |
| Samuels       | \$25.47            |
| Shenandoah    | \$22.29            |
| Culpeper      | \$19.29            |
| Handley       | \$15.60            |



Libraries with Multiple Branches



Single Building Libraries

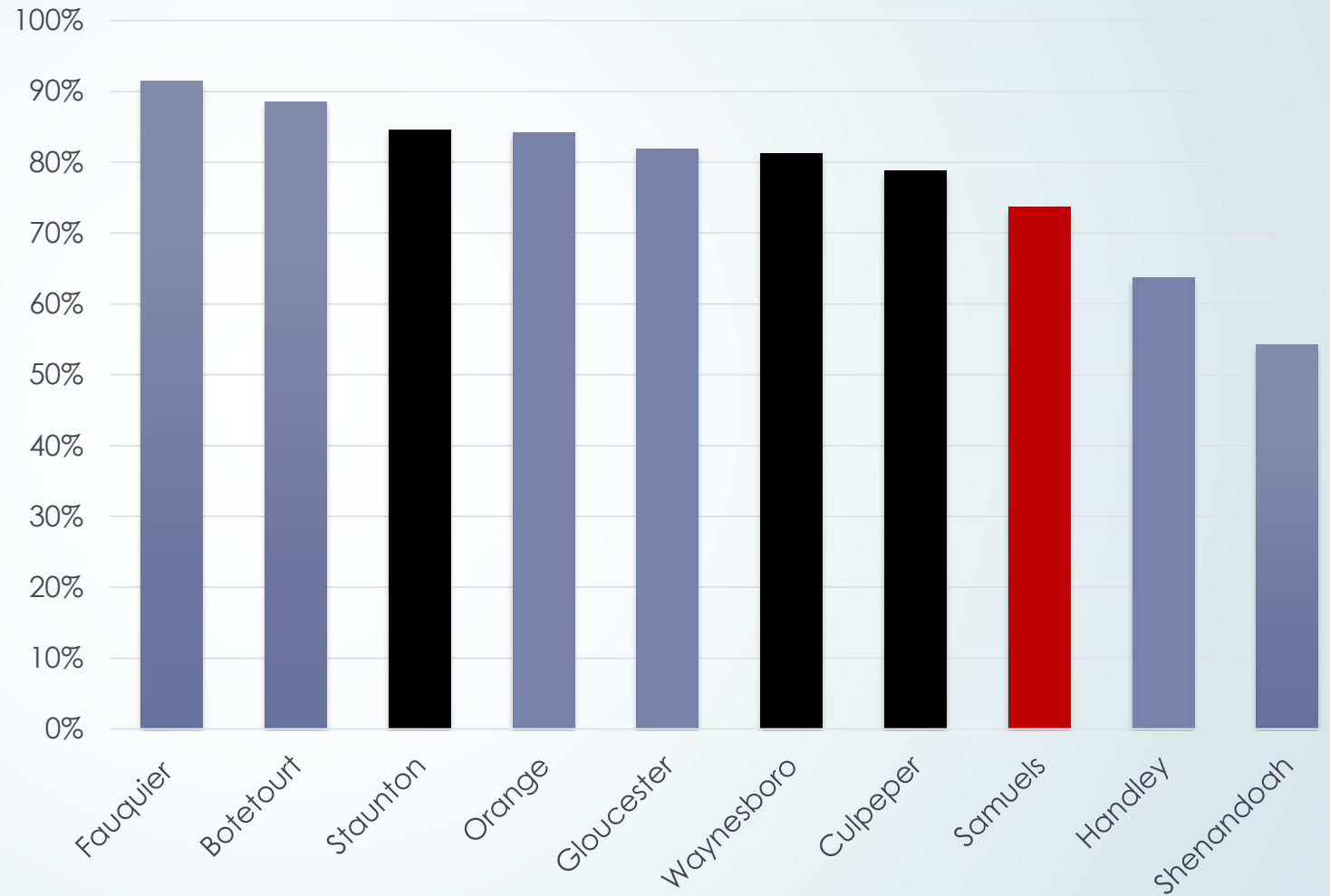


Samuels



# % of Operating Income from Local Government

| County     | Local Government Funding | Total Operating Income | % of Operating Income from Local Government |
|------------|--------------------------|------------------------|---|
| Fauquier   | 2,728,564                | 2,984,541              | 91.42%                                      |
| Botetourt  | 1,577,884                | 1,781,710              | 88.56%                                      |
| Staunton   | 1,084,673                | 1,281,693              | 84.63%                                      |
| Orange     | 1,202,901                | 1,428,129              | 84.23%                                      |
| Gloucester | 1,020,606                | 1,246,290              | 81.89%                                      |
| Waynesboro | 882,409                  | 1,085,758              | 81.27%                                      |
| Culpeper   | 1,012,766                | 1,284,121              | 78.87%                                      |
| Samuels    | 1,024,000                | 1,389,202              | 73.71%                                      |
| Handley    | 2,088,895                | 3,248,355              | 63.71%                                      |
| Shenandoah | 962,268                  | 1,776,535              | 54.17%                                      |



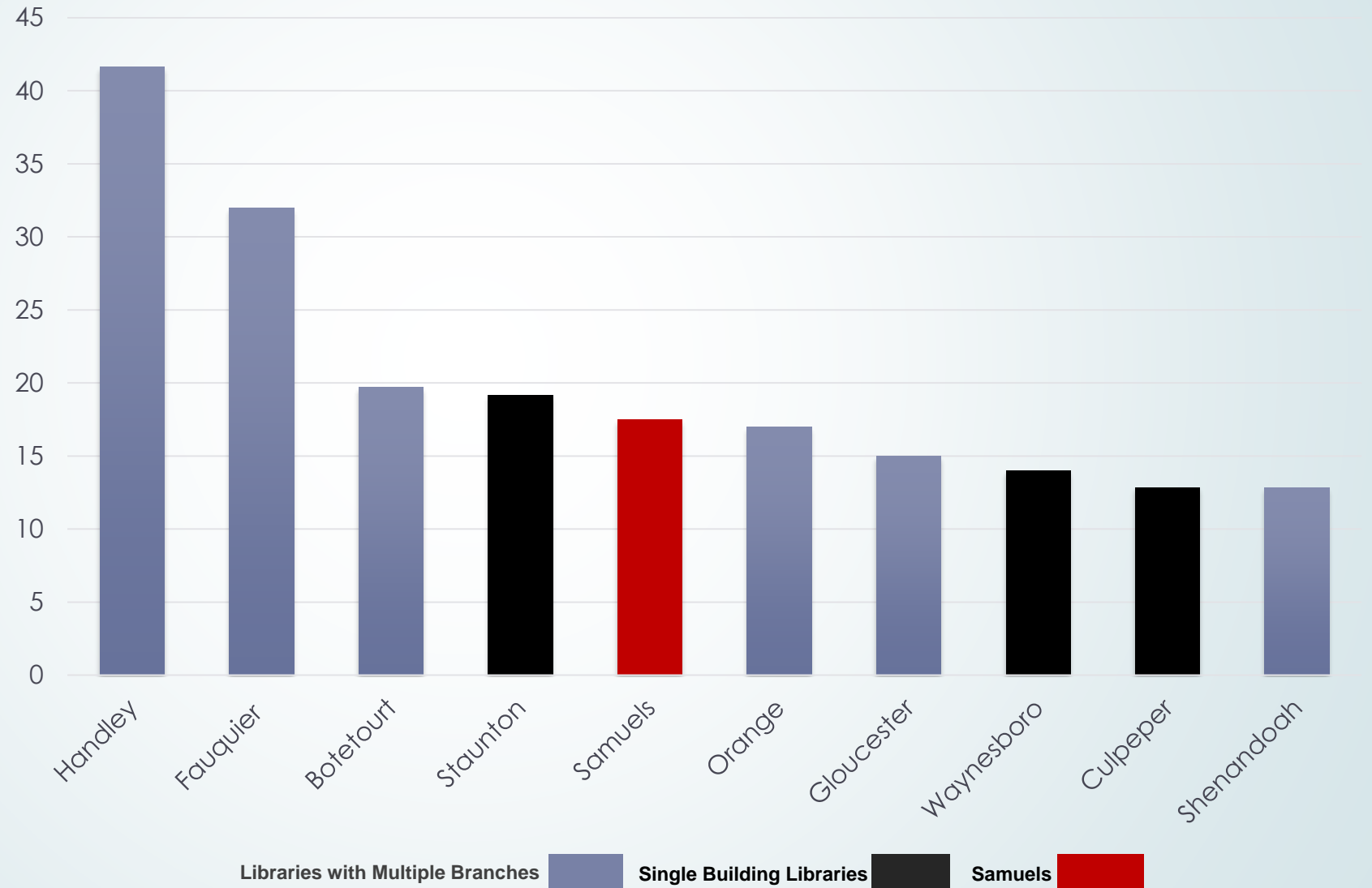
Libraries with Multiple Branches

Single Building Libraries

Samuels

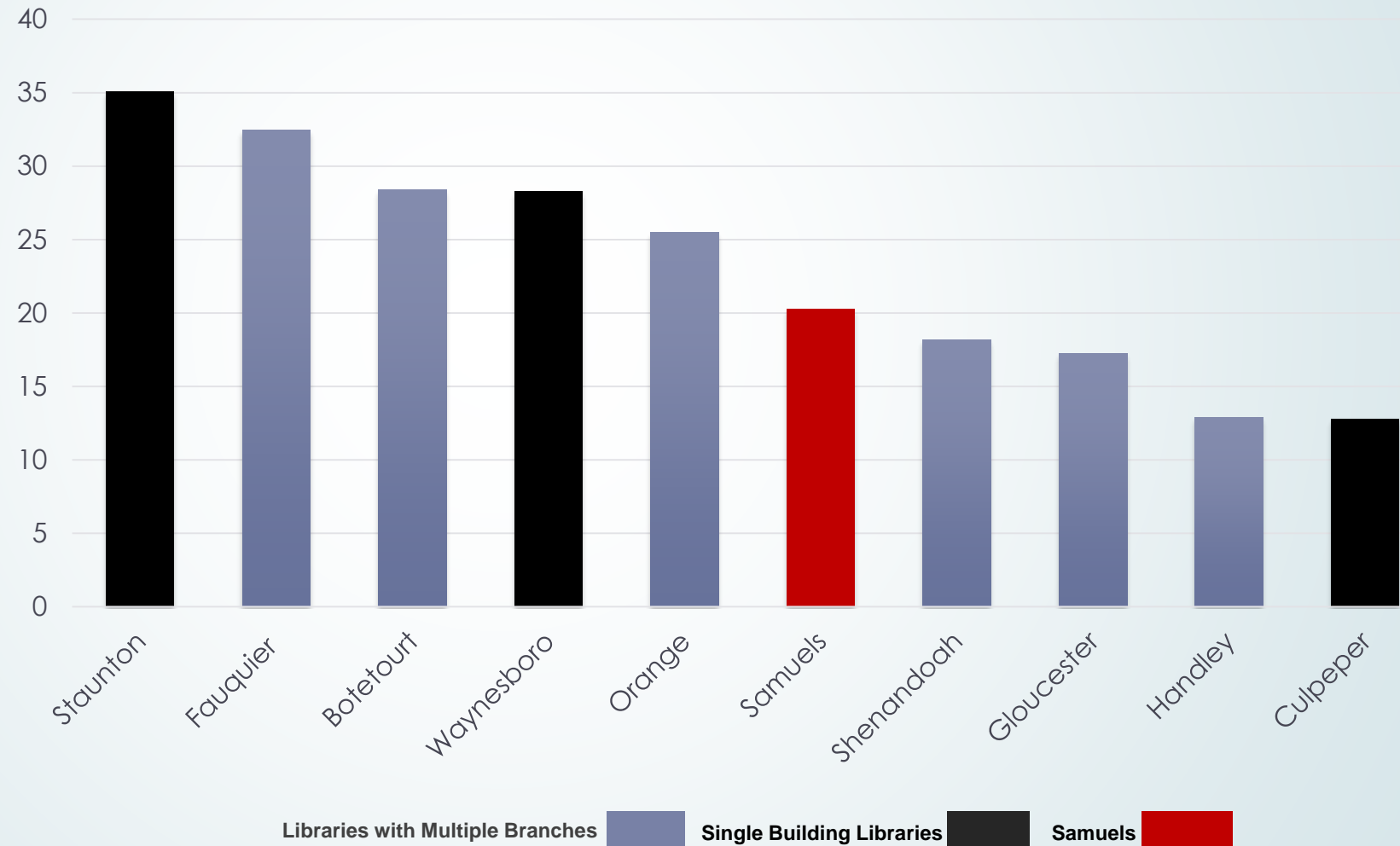
# FY2023 Staff FTE (full-time equivalent) Comparison

| County     | FTE Staff |
|------------|-----------|
| Handley    | 41.64     |
| Fauquier   | 31.97     |
| Botetourt  | 19.70     |
| Staunton   | 19.20     |
| Samuels    | 17.50     |
| Orange     | 17.00     |
| Gloucester | 15.00     |
| Waynesboro | 14.00     |
| Culpeper   | 12.86     |
| Shenandoah | 12.85     |



# Staff Expenditures Per Capita FY 2023

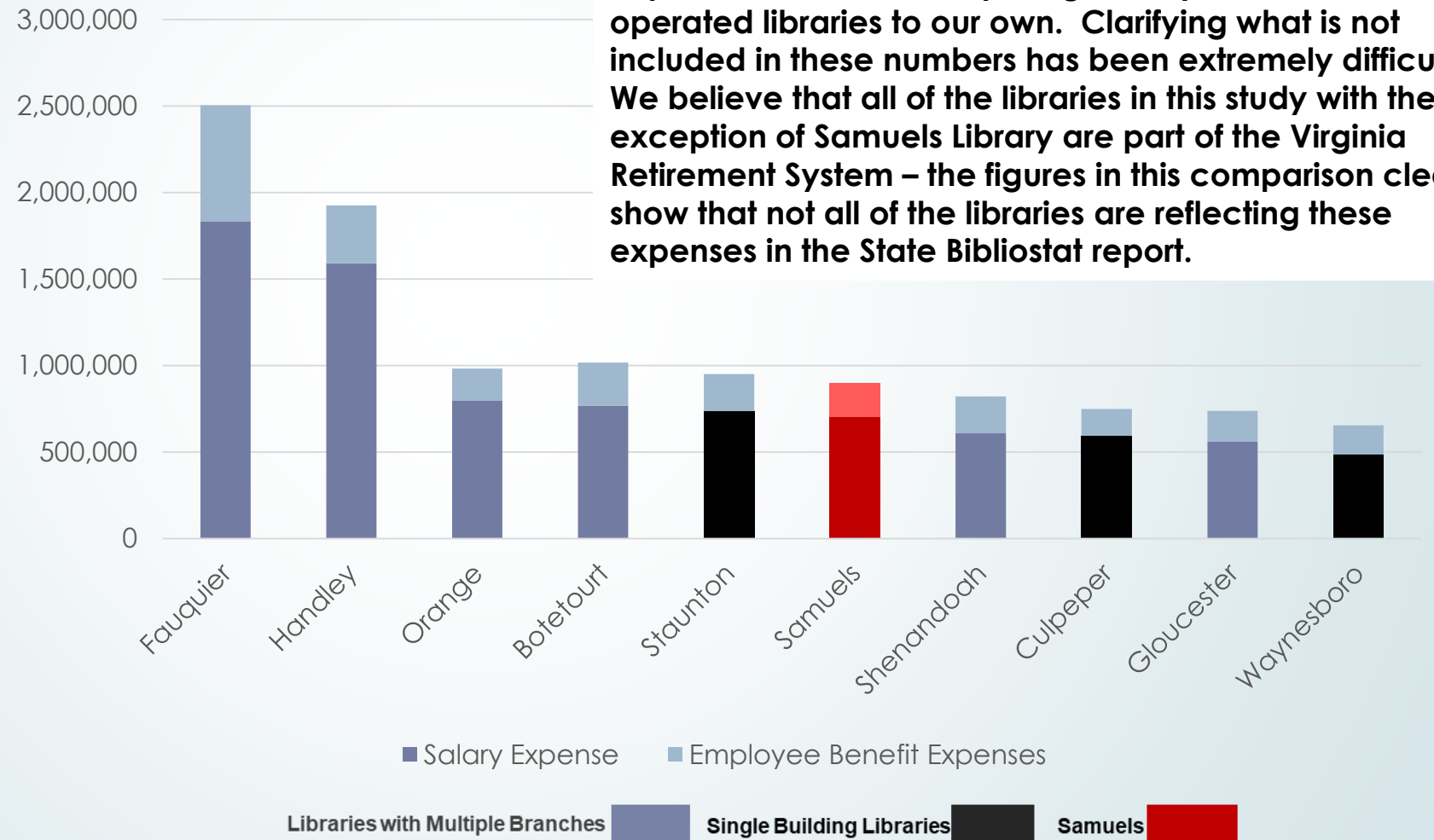
| <u>Location</u> | <u>Staff Expenditures Per Capita</u> |
|-----------------|--------------------------------------|
| Staunton        | 35.10                                |
| Fauquier        | 32.46                                |
| Botetourt       | 28.37                                |
| Waynesboro      | 28.29                                |
| Orange          | 25.47                                |
| Samuels         | 20.27                                |
| Shenandoah      | 18.19                                |
| Gloucester      | 17.23                                |
| Handley         | 12.88                                |
| Culpeper        | 12.78                                |



# Library Comparison Salary and Employee Benefits FY2023

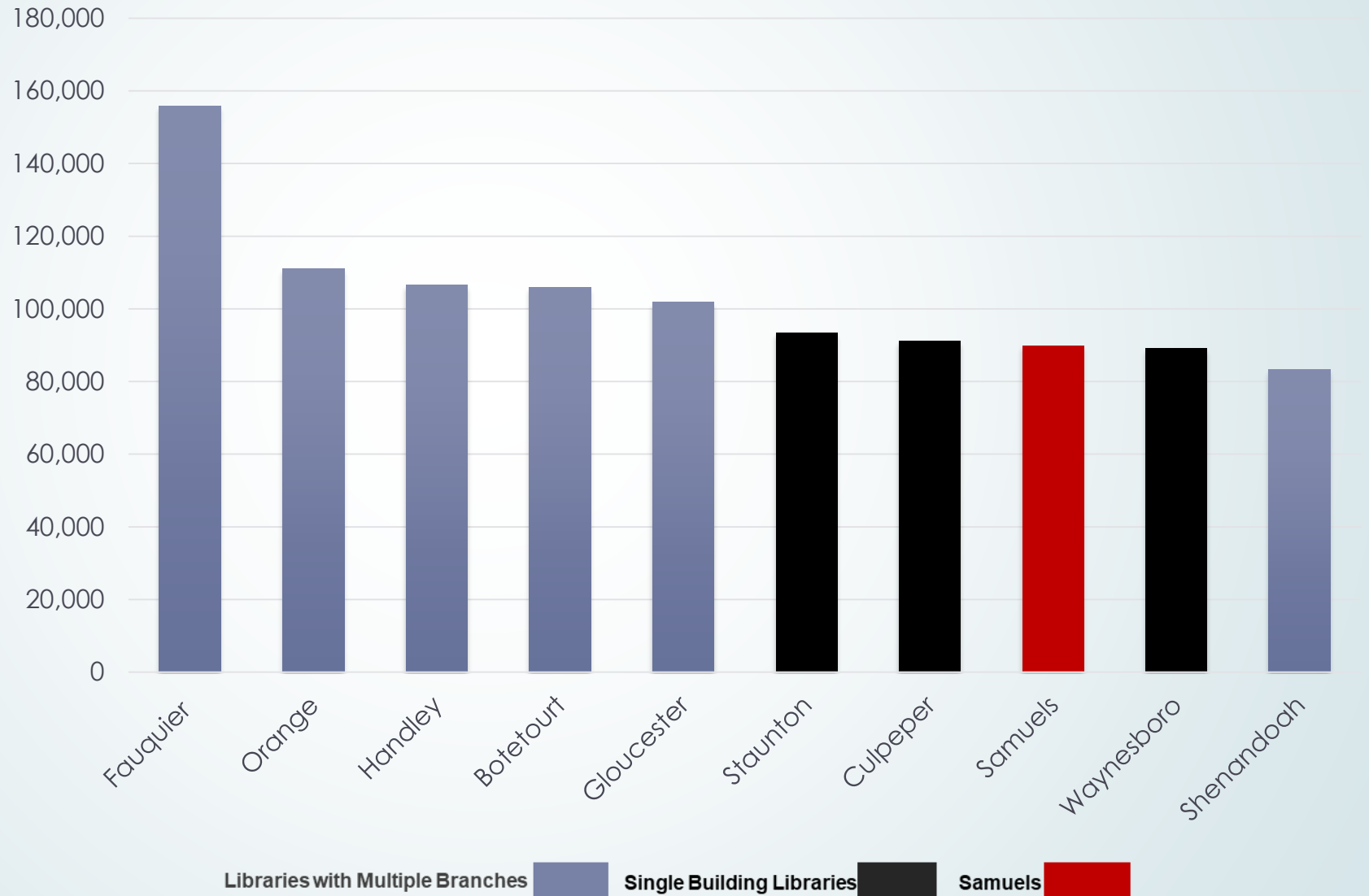
This chart is indicative of the ongoing difficulty we experienced when comparing county owned and operated libraries to our own. Clarifying what is not included in these numbers has been extremely difficult. We believe that all of the libraries in this study with the exception of Samuels Library are part of the Virginia Retirement System – the figures in this comparison clearly show that not all of the libraries are reflecting these expenses in the State Bibliostat report.

| County     | Salary Expense | Employee Benefit Expenses |
|------------|----------------|---------------------------|
| Fauquier   | 1,834,295      | 670,649                   |
| Handley    | 1,592,596      | 332,992                   |
| Orange     | 797,014        | 185,358                   |
| Botetourt  | 768,183        | 249,478                   |
| Staunton   | 737,608        | 214,050                   |
| Samuels    | 702,519        | 194,636                   |
| Shenandoah | 610,098        | 212,538                   |
| Culpeper   | 594,608        | 154,314                   |
| Gloucester | 562,512        | 176,703                   |
| Waynesboro | 486,650        | 169,200                   |



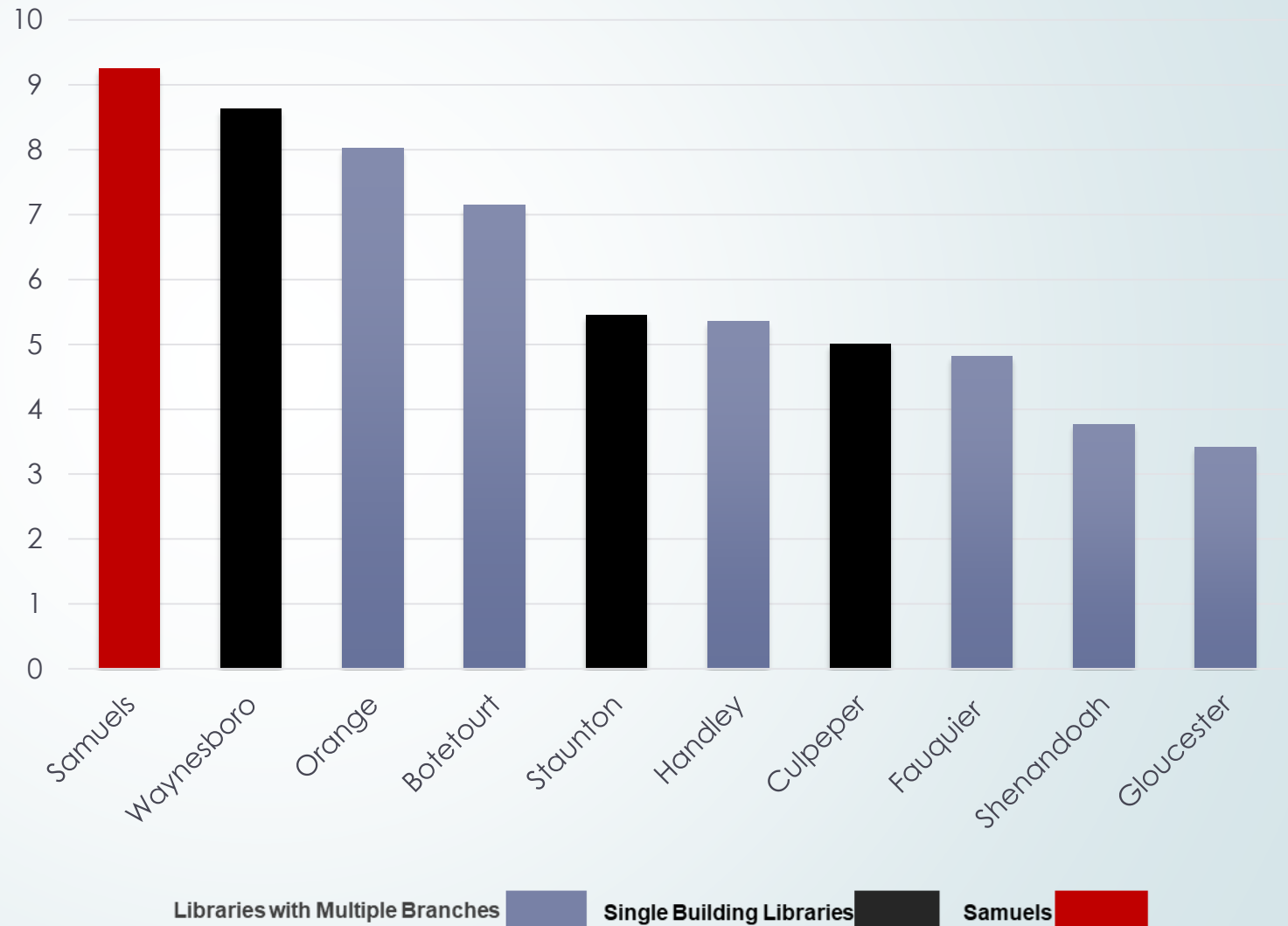
# Director Salaries and Salary Ranges FY2023

| County     | Director Salary Ranges |
|------------|------------------------|
| Botetourt  | \$86,043 - \$129,065   |
| Culpeper   | \$87,246 - \$135,231   |
| Fauquier   | \$92,622 - \$163,971   |
| Gloucester | \$94,849 - \$137,531   |
| Handley    | \$73,203 - \$117,125   |
| Orange     | \$84,015 - \$134,240   |
| Samuels    | \$72,266 - 109,961     |
| Shenandoah | \$70,033 - \$103,964   |
| Staunton   | \$93,089 - \$144,272   |
| Waynesboro | \$69,724 - \$111,558   |



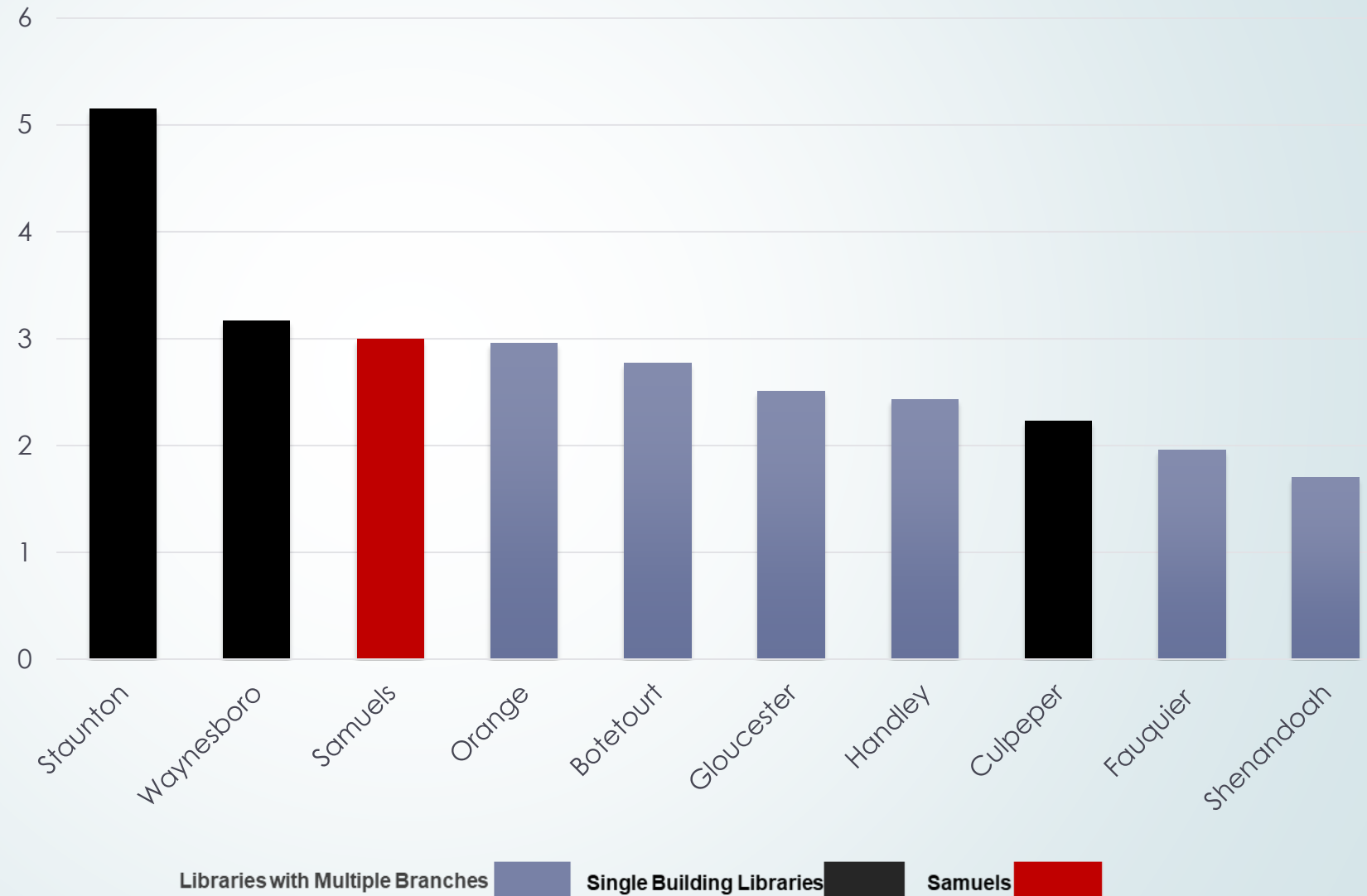
# Circulation Comparisons Per Capita FY 2023

| Location   | Population | Total Circulation | Circulation Per Capita |
|------------|------------|-------------------|------------------------|
| Samuels    | 41,843     | 386,877           | 9.25                   |
| Waynesboro | 23,182     | 200,024           | 8.63                   |
| Orange     | 38,574     | 309,470           | 8.02                   |
| Botetourt  | 34,125     | 243,689           | 7.14                   |
| Staunton   | 25,915     | 141,188           | 5.45                   |
| Handley    | 139,077    | 745,424           | 5.36                   |
| Culpeper   | 54,973     | 275,832           | 5.01                   |
| Fauquier   | 77,165     | 372,224           | 4.82                   |
| Shenandoah | 45,228     | 170,421           | 3.77                   |
| Gloucester | 40,057     | 136,460           | 3.41                   |



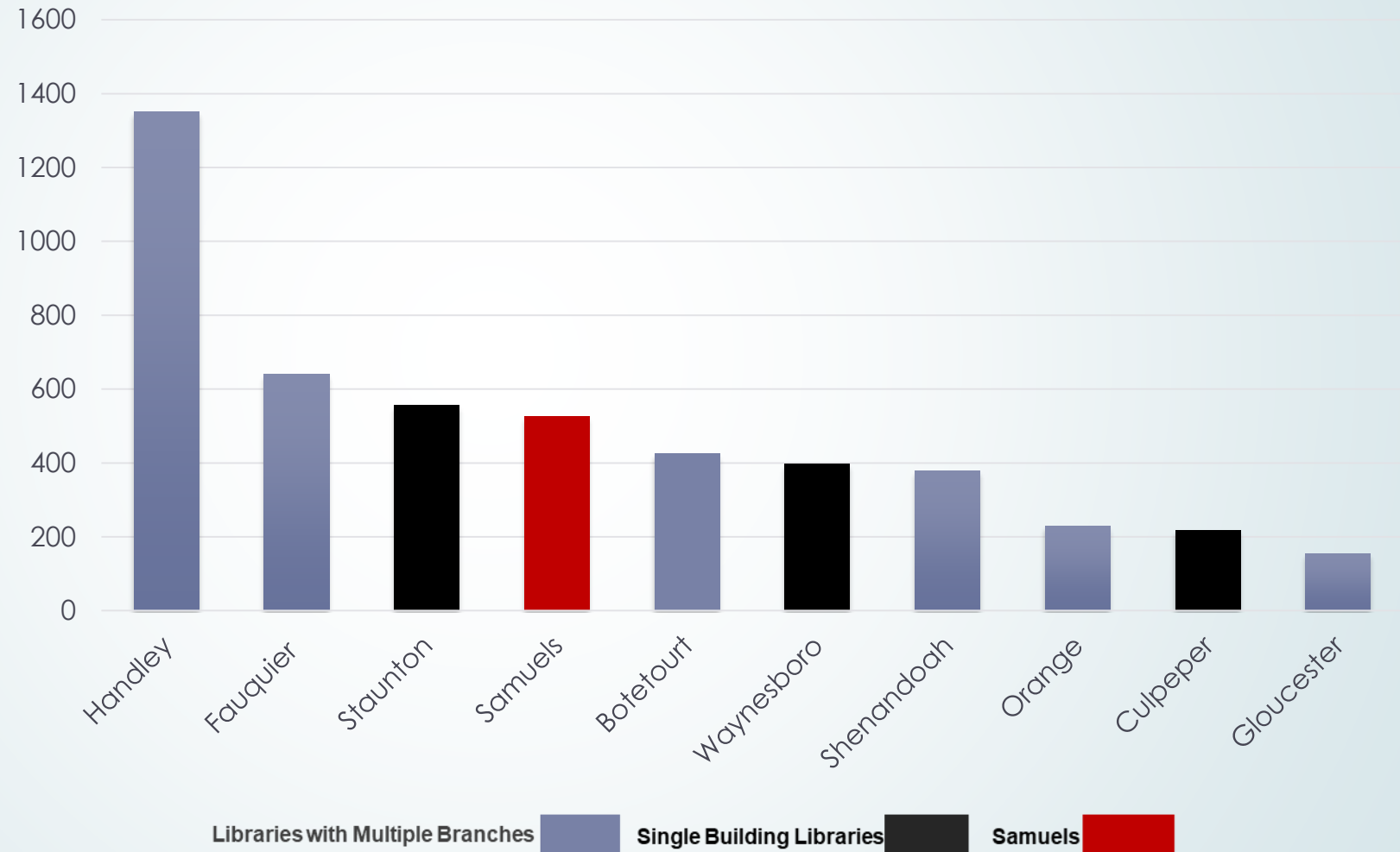
# Visits Comparison Per Capita FY 2023

| Location   | Population | Visits  | Visits Per Capita |
|------------|------------|---------|-------------------|
| Staunton   | 25,915     | 133,582 | 5.15              |
| Waynesboro | 23,182     | 73,393  | 3.17              |
| Samuels    | 41,843     | 125,579 | 3.00              |
| Orange     | 38,574     | 114,163 | 2.96              |
| Botetourt  | 34,125     | 94,545  | 2.77              |
| Gloucester | 40,057     | 100,668 | 2.51              |
| Handley    | 139,077    | 338,291 | 2.43              |
| Culpeper   | 54,973     | 112,352 | 2.23              |
| Fauquier   | 77,165     | 151,029 | 1.96              |
| Shenandoah | 45,228     | 76,747  | 1.70              |



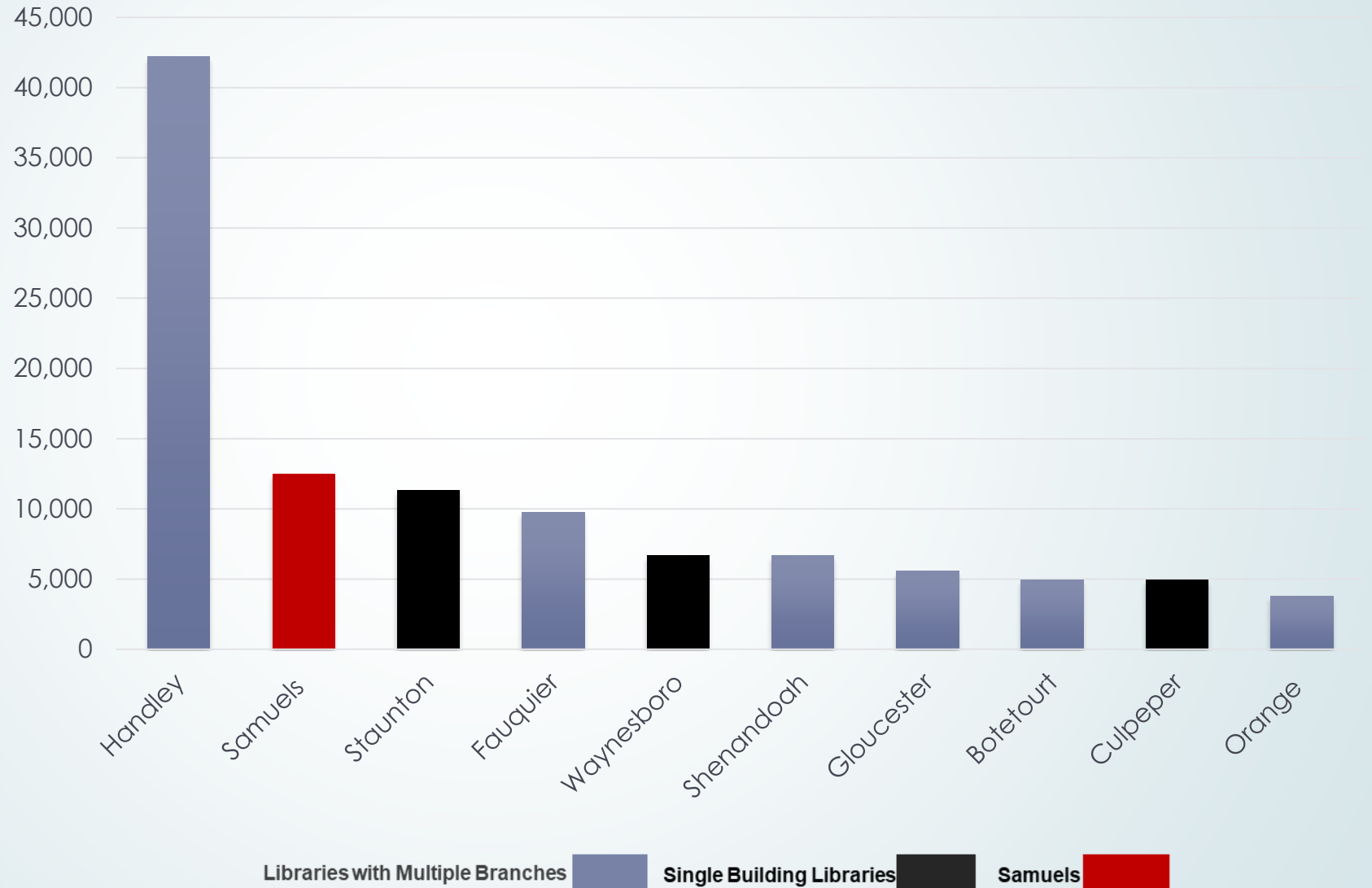
# Total Library Programs FY2023

| County     | Total Programs |
|------------|----------------|
| Handley    | 1350           |
| Fauquier   | 641            |
| Staunton   | 556            |
| Samuels    | 525            |
| Botetourt  | 426            |
| Waynesboro | 398            |
| Shenandoah | 379            |
| Orange     | 229            |
| Culpeper   | 219            |
| Gloucester | 155            |



# Program Attendance Comparison FY 2023

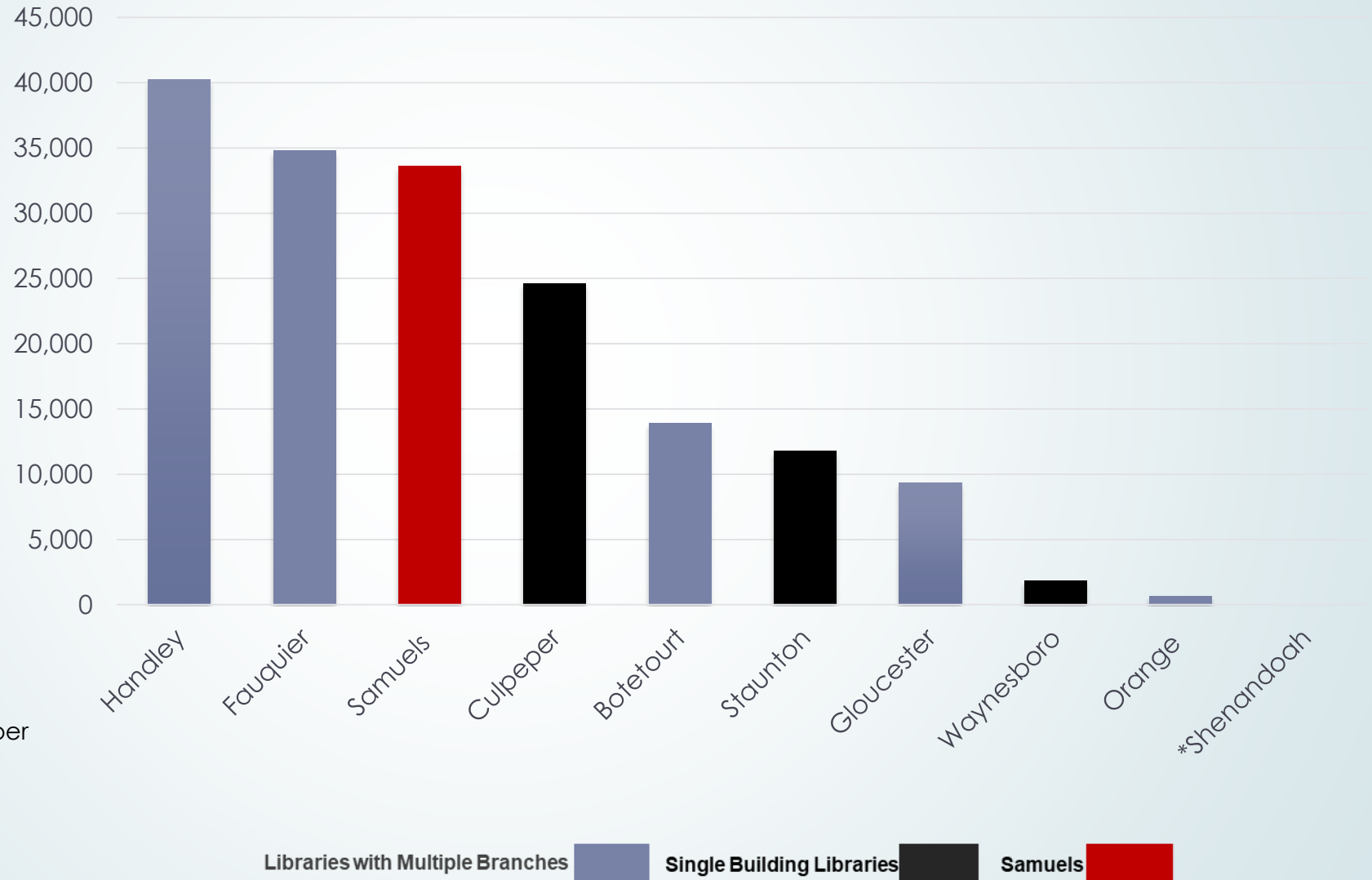
| Location   | Program Attendance |
|------------|--------------------|
| Handley    | 42,193             |
| Samuels    | 12,464             |
| Staunton   | 11,336             |
| Fauquier   | 9,773              |
| Waynesboro | 6,686              |
| Shenandoah | 6,656              |
| Gloucester | 5,584              |
| Botetourt  | 4,964              |
| Culpeper   | 4,962              |
| Orange     | 3,796              |



# Total Reference Transactions FY 2023

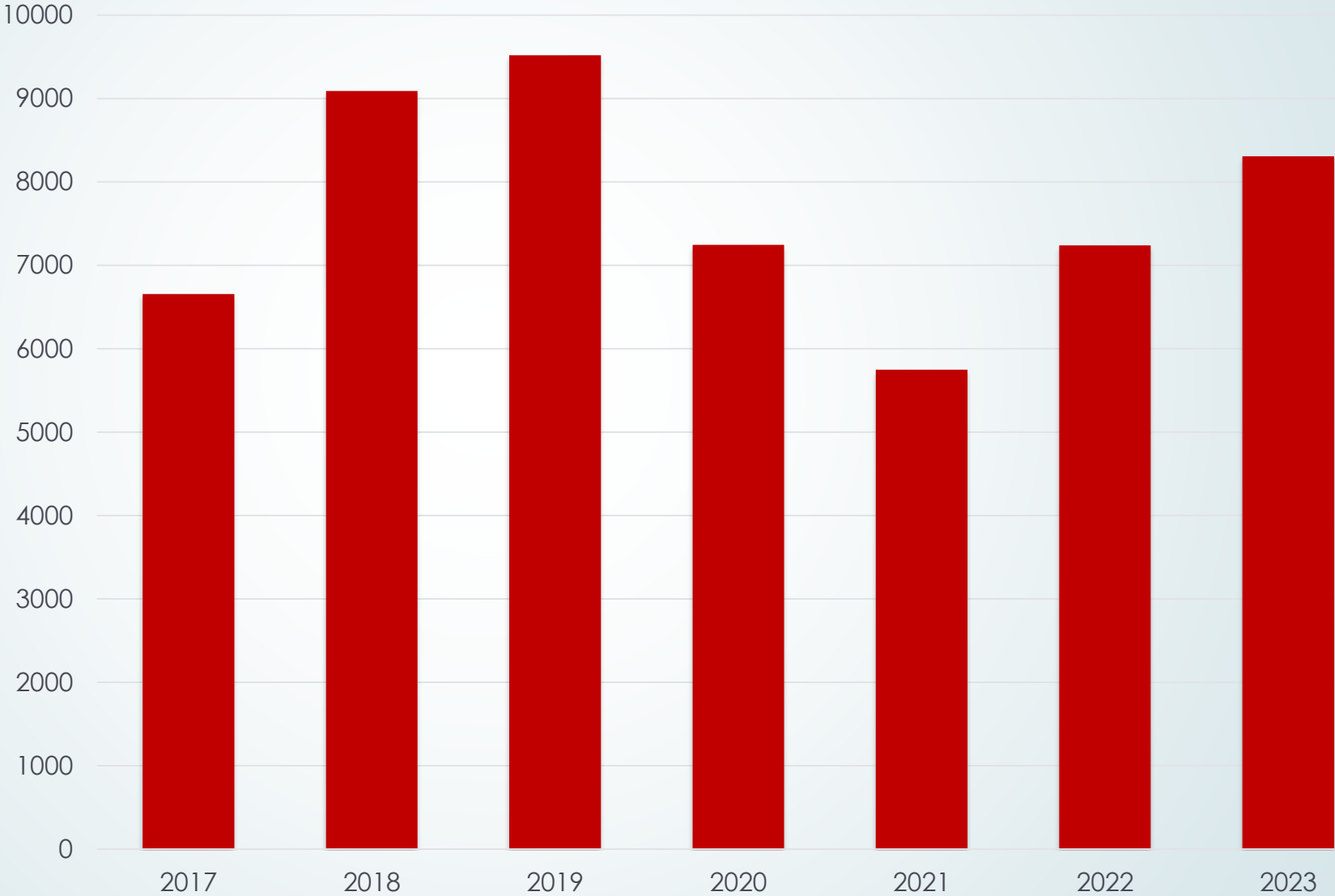
| Location    | Program Attendance |
|-------------|--------------------|
| Handley     | 40,250             |
| Fauquier    | 34,795             |
| Samuels     | 33,616             |
| Culpeper    | 24,649             |
| Botetourt   | 13,949             |
| Staunton    | 11,777             |
| Gloucester  | 9,330              |
| Waynesboro  | 1,828              |
| Orange      | 645                |
| *Shenandoah | 1                  |

\*may not have provided number



# Samuels Library Volunteer Hours FY2017 – FY2023

| <u>Fiscal Year</u> | <u>Volunteer Hours</u> |
|--------------------|------------------------|
| 2017               | 6656                   |
| 2018               | 9090                   |
| 2019               | 9519                   |
| 2020               | 7247                   |
| 2021               | 5748                   |
| 2022               | 7241                   |
| 2023               | 8308                   |



# How does Samuels Library Compare?

- ▶ Warren County funding is in the middle or low middle in comparison to the ten libraries in this study and library performance is high middle to high in comparison.
- ▶ Samuels Library self-funded 14% percent of their FY2023 operating budget.
- ▶ Samuels Library program attendance is the second highest in this group with 12,464 (FY24 was 19,194)
- ▶ Samuels circulation per capita is the highest in this group at 9.25 books and a total circulation for FY23 of 386,877 (FY24 was 401,859).
- ▶ Samuels is third highest for visits per capita with 125,579 patrons walking through the door (FY24 127,751).
- ▶ Our volunteer hours are returning to pre-covid numbers going from 5748 in FY21 to 8308 in FY23 (FY24 8860)
- ▶ Many improvements were made to the building such as FY23 renovations to the youth department. The Library worked in partnership with Warren County utilizing capital improvement monies which had been earmarked for this project. The Library in turn funded structural changes to the young adult section (half wall etc), painting, and purchased a custom built locally sourced new reference desk. In addition, in FY24 the library funded the new bathroom flooring and partial carpeting to the adult area.
- ▶ Through a generous grant Samuels has received a 500,000 dollar 5 year program in FY24 to expand and operate a memory lab/makerspace.
- ▶ Awarded 2024 Library of the Year for the state of Virginia